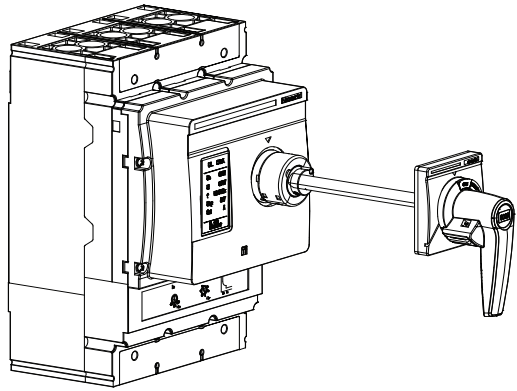


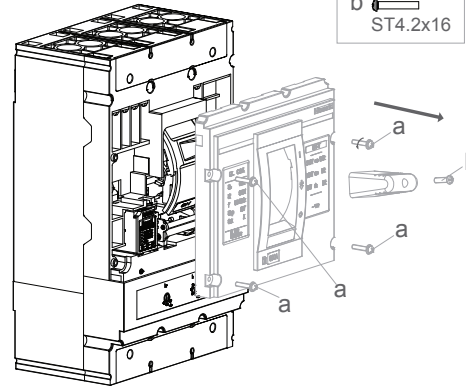
RHD/ERH 24N



NOARK
ZRHD/ERH 201311NA (V2.0)

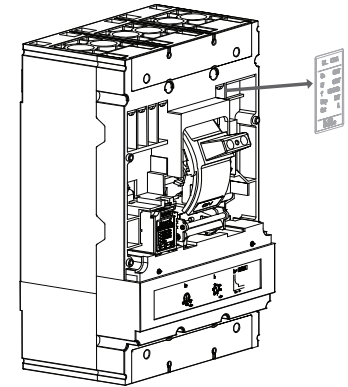
ERH

1



a M4x20
b ST4.2x16

2



! WARNING

NOTE: Special attention should be made for properly setting shaft in mechanism & handle assembly with set screw and proper torque. If the shaft is altered in installation (cutoff) the end-user make take precautions to ensure assembly cannot become dislodged in the service environment by securely fixing shaft to assembly.

NOARK is not liable for the misapplication or misapplication of its products.

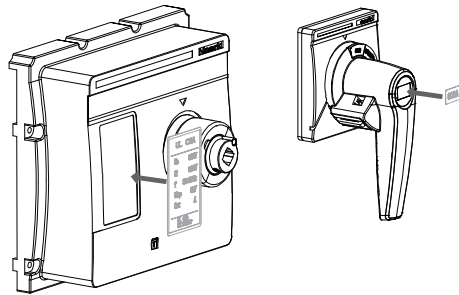
NOTE: Une attention particulière doit être faite pour régler correctement l'arbre dans le mécanisme et de poignée avec la vis de réglage et le couple approprié. Si l'arbre est modifiée dans l'installation (coupure) l'utilisateur final make prendre des précautions pour assurer l'assemblage ne peut pas se détacher dans l'environnement de service en fixant solidement l'arbre à l'assemblage.

NOARK est pas responsable de la mauvaise application ou une application erronée de ses produits.

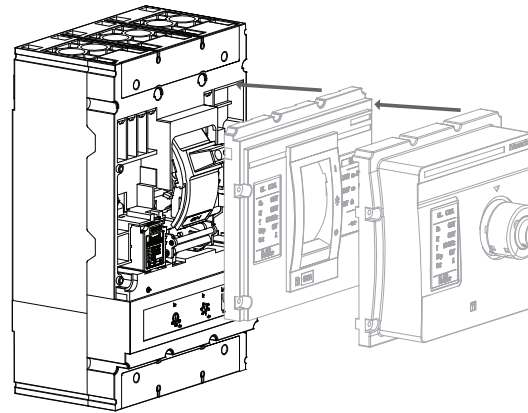
NOTA: Se debe incluir una atención especial para establecer adecuadamente el eje en el mecanismo y el conjunto de mango con el tornillo de fijación y el par adecuado. Si el eje se altera en la instalación (corte) la marca del usuario final tomar precauciones para asegurarse de montaje no puede salir de su lugar en el entorno de los servicios mediante la fijación segura del eje de montaje. Noark no es responsable de la mala aplicación o uso indebido de sus productos.

ERH

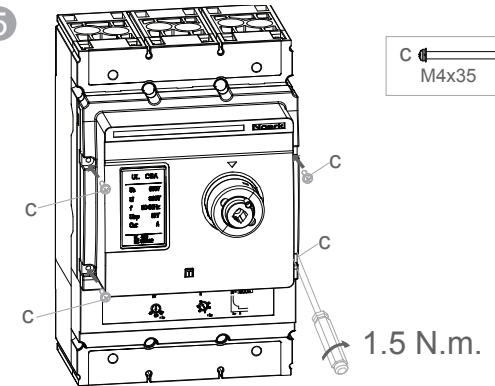
3



4



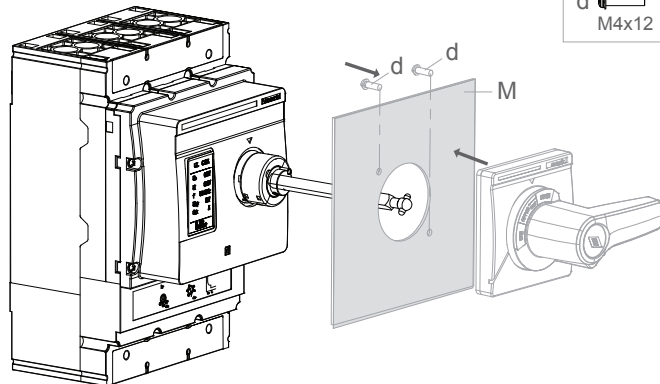
5



c M4x35

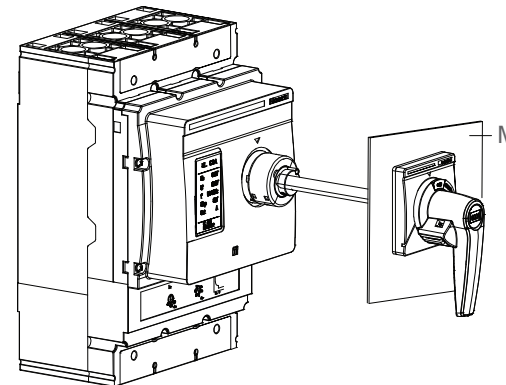
1.5 N.m.

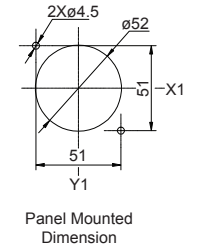
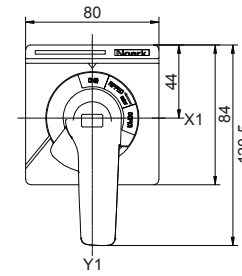
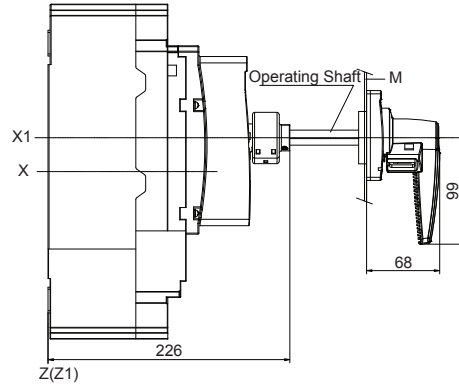
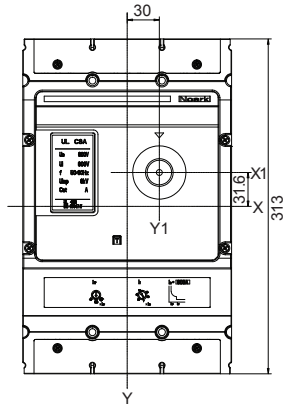
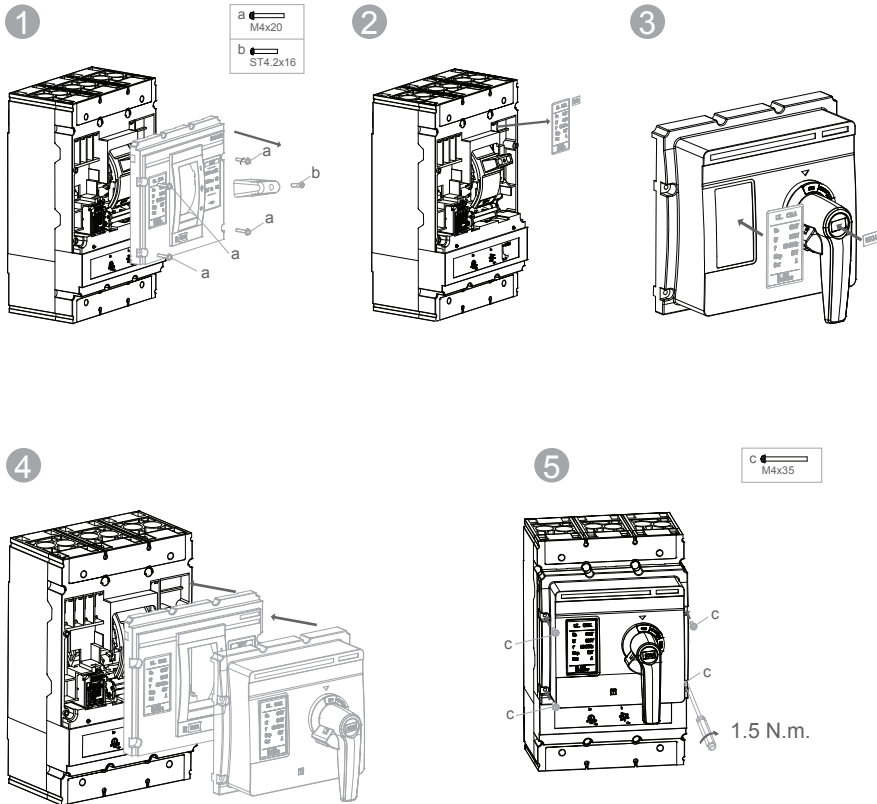
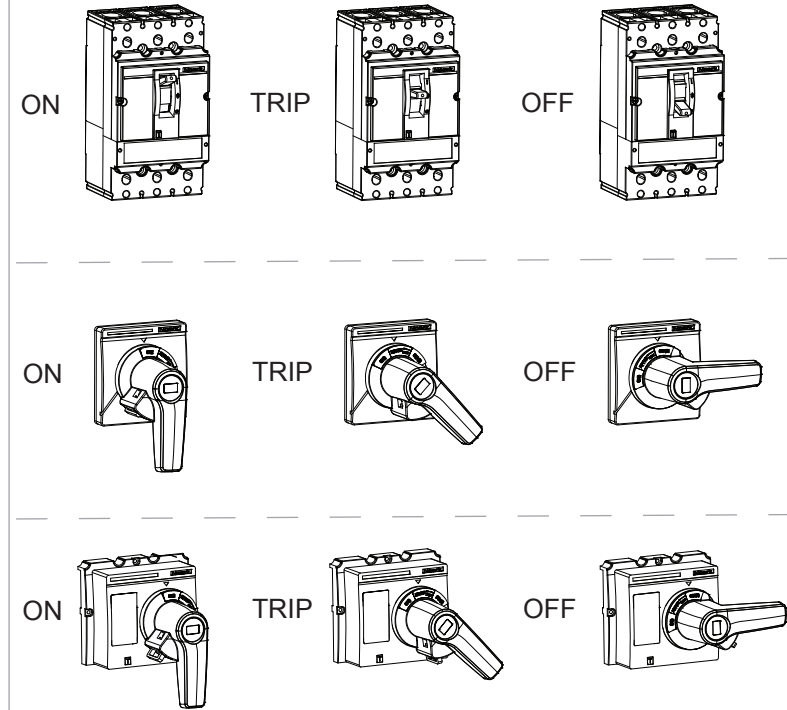
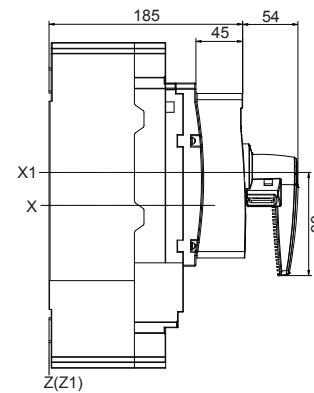
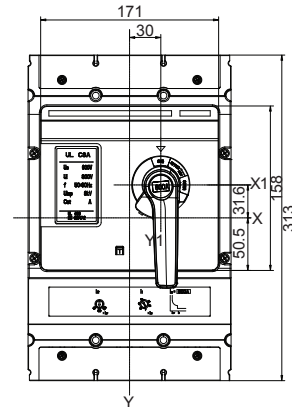
6



d M4x12

7



ERH**Installation Dimension**
mm**RHD****Installation Dimension**
mm**NOARK**

Printed with environment-friendly paper.

Copyright NOARK. All rights reserved.

www.noarkusa.com

01/2014